

LINE:

KITCHEN SCALE

MODEL:

PS-5 (5 kg/10 lbX 0.005 kg/.01 lb)

PICTURE:



USE

- Restaurants
- Home
- Nutritional houses
- Portion control
- Gyms
- Food service
- Etc.

CAPACITIES AND DIMENSIONS

MODEL	PS-5
Capacity	5 kg / 10 lb / 160 oz
Minimum Division	5 g / 0.01 lb / 0.2 oz
Plate Dimensions	20 cm x 17.4 cm (8"x 7" IN)

BENEFITS

- Progressive tare
- Easy to operate
- Battery (9v) or power supply
- Easy-to-read Display
- Stainless steel construction
- Toggles between kilograms (kg), pounds(lb) & ounces (oz)

LINE:	KITCHEN SCALE
MODEL:	PS-5 (5 kg/10 lbX 0.005 kg/.01 lb)

BENEFITS



EASY TO USE

Features simple functions to access with only a key



HYGIENIC

Cover and plate are stainless steel constructed, hygienic and easy to clean for an excellent presentation

SPECIFICATIONS

	PS-5
Capacity	5 kg /10 lb/160 oz
Minimum division	0.005 kg / 0.01 lb / 0.2 oz
Display	Liquid crystal Display
Maximum tare	5 kg/10 lb
Plate Dimensions	20 x 17.4 cm (8 x10" IN)
Power Supply	110 v/60 hz (220v/50 hz Optional)
Power supply adapter	Included
Car lighter adapter	Optional
9v Battery	Not included
Operation temperature	-10 to 40 °C (14 to 104 °F)
Storage Temperature	-20 to 50 °C (-4 to 122 °F)
Net weight	2 kg/4.4 lb each scale
Shipping weight	20 kg / 44 lb (10 scales)



EXCELLENT IN RESTAURANTS AND KITCHENS

The PS-5 is an excellent auxiliary in restaurants and commercial kitchens, where the amount of ingredients is a priority for the final product success.


EASY TO READ DISPLAY

A backlight alphanumeric liquid crystal display enhance visibility even in dark areas.



PROGRESSIVE TARE FUNCTION

Ideal for recipe making, as you add each ingredient you can tare the items weighed, assuring exact quantity.



TOGGLES BETWEEN KILOGRAMS AND POUNDS AND OZ

With a press of a button, you can instantly obtain the exact weight in either kg, lb or oz.


PORTABLE

The PS-5 can operate in reduced space because its small size.


A long lasting battery allows the PS-5 to operate in areas without electricity.



OPTIONAL ACCESSORIES

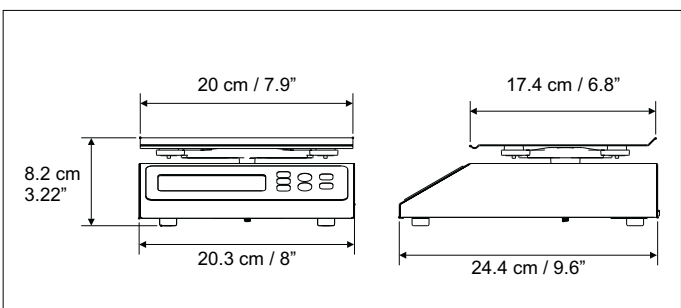


Deep plate



Car lighter adapter
To plug in the scale


DIMENSIONS



QUALITY SPECS

NOM

DISTRIBUTED BY



ALL INFORMATION IS SUBJECT TO CHANGE WITHOUT NOTICE