

Stainless STEEL construction




The best option for the cut of inlays and cheeses. With a programming system that allows you to take advantage of your time.



SAFETY SWITCH
The switch has an orange light that indicates when the motor is on, avoiding accidents.



CONSISTENCY IN CUTS
Graduated thickness gauge (0 to 14 mm 0 to .47") to adjust thickness slices.




INTEGRATED KNIFE SHARPENER
It is very easy to use and keeps a perfect cutting edge, sharpening and honing the blade through its spinning stones.



SAFETY OPERATION
The blade has a metallic cover with a side protector to avoid accidents during cleaning and operation.



LONG LASTING BLADE
Highly resistant and long life



GRAVITY FEED
35° Slant for true gravity feed allows free fall product feeding

SPECIFICATIONS:

ENGINE	1/3 HP/0.25 KW S.P
VOLTS	115/220 VOLTS
HZ	50/60
BLADE DIAMETER	300 MM / 11.81" IN
SPEED BLADE	380 RPM
MAXIMUM CUT WIDTH	0-25 MM / 0-1" IN
MAXIMUM SLIDING TABLE TRAVEL	31.74 CM / 12.5" IN
NET WEIGHT	38 KG / 83.6 IB
SHIPPING WEIGHT	51 KG / 112.2 IB

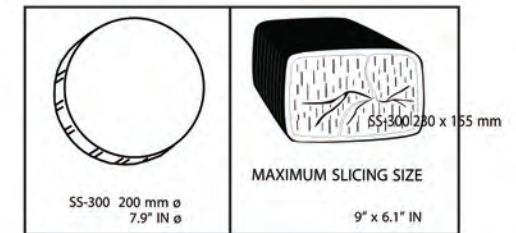
*Optional 220 volts/50 Hz

- **SAVES TIME AND MONEY**
Many parts in this slicer are easy disassembled with no tools, reducing the time spent on cleaning and maintenance cost.
- **HYGIENIC**
Stainless steel construction, very resistant, hygienic, easy to clean.
- **LONG LIFE WITH MINIMUM MAINTENANCE**
The potent motor and dependable belt transmission allows the SS-300 to produce fast and precise slices.

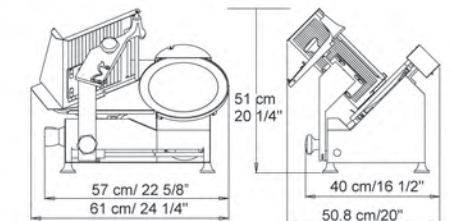
THE VSA- 300 FITS PERFECTLY



Remember when you use to spent a lot of time mincing and chopping Now you can simply use the NEW accesory VSA-300 that will helps you to reduce the time of execution, and visually gives you a higher quality than using a regular knife. Its 4.25" diameter vegetable or fruit size.



DIMENSIONS



MODEL: SS-300



- 11.8 inches
- Powerful 1/3 HP motor
- Gravity feed
- Integrated knife sharpener.

